



www.torcup.com

Topside Bolt Tensioning Series: THTB Range

"The THTB range of bolt tensioning tools are some of the most compact and reliable tensioners available today."

BEST IN CLASS

TorcUP's Topside Tensioner Series provide the highest level of accuracy, safety and productivity on critical joints across the Oil & Gas and Power Generation marketplaces. They can be used on a variety of applications, such as heat exchangers, reactors, pipe flanges, and blind flanges. The THTB series provides a simple, safe, accurate and time saving method for tightening topside bolts and studs; maximizing economy and versatility by utilizing common hydraulic heads with interchangeable bridges, sockets and pullers.

Link Hose System



One of the many advantages of hydraulic bolt tensioning is the ability to link a number of tensioners together and simultaneously load all the bolts on a joint. Although this gives excellent load distribution, an enormous variety of flexible hose assemblies are necessary - which may confuse the user. To overcome this problem Torcup offers a single assembly called a 'Link hose'. This length of flexible high pressure hose, fitted with male and female quick connect couplings at opposite ends is a fast and economical method of connecting multiple tensioners together - the number of hoses required is the same as the number of tools to be linked - a simple formula to remember.

Features & Benefits

- High quality seals for reliable, leak free operation
- Powerful bolt load capacity
- 15mm Ram Stroke
- Only 7 Base tools to cover bolt sizes 3/4" to 4"
- Supplied with Nut Rotating Sockets, no need for drilled nuts.
- Over stroke pressure safety device
- Manufactured from high strength steel for long life.
- Easy Hose assembly with Torcup Link Hose System.

**Suitable for use
on most standard
flanges:**

**ANSI B16.5
ANSI B16.47
MSS-SP44
API-6A
API-17D**




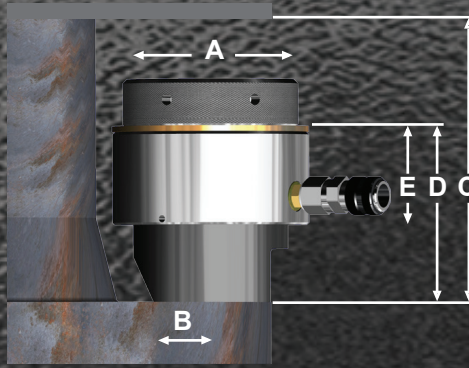
TorcUP, Inc.
1025 Conroy Place
Easton, PA 18040
USA

Telephone: +1 610-250-5800
Fax: +1 610-250-2700

e-mail: sales@torcup.com
website: www.torcup.com

User Safety

When using hydraulic bolt tensioners, it is important that the maximum movement of the piston/ram is not exceeded. In the unfortunate situation when stroke is exceeded, a simple failure mechanism inside most TorcUP tensioners directs any escaping fluid away from the operator and deposits it inside the device. A red warning indicator line becomes visible as the maximum piston extension position is reached.



Simplified Principle

Note: for clarity the pressure hose is not shown on the following diagrams.


Technical Specifications

Tool Ident	Part No. Imperial	Thread Size		Part No. Metric	Bolt Load		Ram Area		Stroke In	Weight lbs	A	B	C	D	E	F					
		Inch	mm		Ton	Kn	In2	mm2			In										
1	THTB-1CT-012	0.75	20	THTB-1CT-20M	26.19	233	2.410	1555	0.47	5.1	2.9	0.9	5.7	3.3	1.9	2.1					
	THTB-1CT-014	0.875	22	THTB-1CT-22M													4.9	0.9	3.3	2.1	
	THTB-1CT-100	1	24	THTB-1CT-24M													4.9	0.9	3.3	2.4	
	THTB-1CT-102	1.125	27	THTB-1CT-27M													4.6	1.2	3.2	2.4	
2	THTB-2CT-102*	1.125	27	THTB-2CT-27M*	48.67	433	4.470	2884	0.59	12.1	4.1	1.3	6.9	3.9	2.4	2.9					
			3	THTB-2CT-30M													11.9	1.5	4.1	2.9	
	THTB-2CT-104	1.25	33	THTB-2CT-33M													12.1	1.3	3.9	2.4	2.9
	THTB-2CT-106	1.375	36	THTB-2CT-36M													11.9	1.5	4.1	3.2	
	THTB-2CT-108	1.5	39	THTB-2CT-39M													12.6	1.6	4.1	3.3	
3	THTB-3CT-108*	1.5	39	THTB-3CT-39M*	88.91	791	8.170	5271	0.59	20.9	5.4	1.7	7.9	4.7	2.3	3.3					
	THTB-3CT-110	1.625	42	THTB-3CT-42M													20.9	1.7	4.7	3.7	
	THTB-3CT-112	1.75	45	THTB-3CT-45M													20.3	1.8	4.7	3.8	
	THTB-3CT-114	1.875	48	THTB-3CT-48M													22.0	1.9	4.7	4.0	
	THTB-3CT-200	2	52	THTB-3CT-52M													21.4	2.0	4.7	4.1	
4	THTB-4CT-200*	2	52	THTB-4CT-52M*	142.42	1267	13.090	8445	0.59	35.7	6.8	2.3	9.1	5.2	2.4	4.1					
	THTB-4CT-204	2.25	56	THTB-4CT-56M													35.7	2.3	5.2	4.8	
	THTB-4CT-206	2.375	60	THTB-4CT-60M													35.7	2.6	5.2	5.1	
	THTB-4CT-208	2.5	64	THTB-4CT-64M													36.2	2.6	5.2	5.1	
5	THTB-5CT-208*	2.5	64	THTB-5CT-64M*	205.70	1830	18.905	12197	0.59	55.8	7.9	2.8	10.0	5.9	2.5	5.1					
			68	THTB-5CT-68M													55.8	2.8	5.9	5.9	
	THTB-5CT-212	2.74	72	THTB-5CT-72M													56.4	2.8	5.9	5.9	
	THTB-5CT-300	3	76	THTB-5CT-76M													54.7	3.0	5.9	6.1	
6	THTB-6CT-300*	3	76	THTB-6CT-76M*	281.24	2502	25.857	16682	0.59	79.1	9.3	3.3	11.3	6.4	2.5	6.1					
			80	THTB-6CT-80M													79.1	3.3	6.4	6.9	
	THTB-6CT-304	2.25	85	THTB-6CT-85M													79.1	3.4	6.4	6.9	
	THTB-6CT-308	3.5	90	THTB-6CT-90M													80.0	3.7	6.4	7.3	
7	THTB-7CT-308*	3.5	90	THTB-7CT-90M*	295.51	2629	27.172	17530	0.59	93.3	9.6	4.0	12.6	7.0	2.6	7.3					
	THTB-7CT-312	3.75	95	THTB-7CT-95M													93.3	4.0	7.0	7.5	
	THTB-7CT-400	4	100	THTB-7CT-100M													88.8	4.0	7.0	7.8	

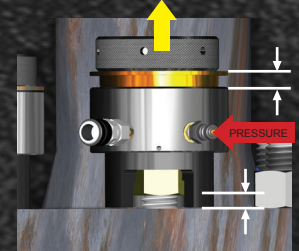
* Special Order Tensioners

Maximum working pressure = 21750 psi : 1500 bar

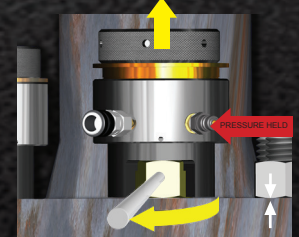
Puller bars are based on standard coarse metric threads and standard UN imperial thread forms. If the standard tensioner is not suitable, TorcUP offers special tensioner designs on request.




Assemble the bolt tensioning tool onto the bolt to be tensioned.



Pressurize the bolt tensioning tool. The nut will raise and the bolt will stretch.



Once the target pressure is achieved, 'hold' the pressure and rotate the nut back down against the joint face.



Release the pressure. The bolt is now loaded and the tool can be removed.